

WIND™

modern
classic

LOUNGE SERIES



WIND™



Classic, contemporary and refined are the words most often used to describe the Wind Lounge Seating series. The simple geometry and slim proportions create a relaxed and open atmosphere even when space is at a premium.

Wind Lounge Tables complement the seating series. Matching chrome legs support slim profile tops in square or round configurations. MDF table tops are available with epoxy finishes that feature a reverse waterfall edge or in any standard Global laminate finish with square edge detail.

Table Top Finishes

MDF with Epoxy finish



Platinum (PLT)



White (WHT)



Charcoal (CHR)

Laminate











Available in a wide selection of colors

WIND™



Seating shown in Mayer Jumpin Jacks Mocha (YC82).

DESCRIPTION	DIMENSIONS			SEAT HEIGHT	DIMENSIONS			SEAT HEIGHT
	W	D	H		W	D	H	
	IN mm	IN mm	IN mm		IN mm	IN mm	IN mm	
 3361 Lounge Chair – Light scale. Fully upholstered. Fixed cushions. Chrome tubular base. 3361LM As above but upholstered in Leather, offers additional stitch details.					27.5 699	29.5 749	28.5 724	17 432
 3362 Two Seater Sofa – Light scale. Fully upholstered. Fixed cushions. Chrome tubular base. 3362LM As above but upholstered in Leather, offers additional stitch details.					54.5 1384	29 737	28.5 724	17 432
 3363 Three Seater Sofa – Light scale. Fully upholstered. Fixed cushions. Chrome tubular base. 3363LM As above but upholstered in Leather, offers additional stitch details.					78 1981	29 737	28.5 724	17 432
 3356 Square Corner Table – MDF/Epoxy top with Chrome tubular base. 3366 As above except with laminate top.	24 610	24 610	17 432	N/A N/A				
 3357 Rectangle Coffee Table – MDF/Epoxy top with Chrome tubular base. 3367 As above except with laminate top.	48 1219	20 508	15 381	N/A N/A				
 3358 Square Coffee Table – MDF/Epoxy top with Chrome tubular base. 3368 As above except with laminate top.	36 914	36 914	15 381	N/A N/A				
 3860 Round Corner Table – MDF/Epoxy top with Chrome tubular base. 3870 As above except with laminate top.					24 610	24 610	17 432	N/A N/A
 3861 Round Coffee Table – MDF/Epoxy top with Chrome tubular base. 3871 As above except with laminate top.					36 914	36 914	15 381	N/A N/A

Bases for Wind Lounge Seating and Tables are standard in Chrome and optional in Tungsten, Charcoal and Black.

Please refer to the Wind Meeting/Dining Table brochure for additional models.