

# inwood

OFFICE  
ENVIRONMENTS



welcome

contemporary and traditional reception



contemporary reception



contemporary reception



**welcome**

*First impressions are important. It's the welcoming of warm wood veneers, flowing organic curves and distinct materials that greet you and keep your attention. Materials set in layers entice you to explore the overlay of texture upon texture; form upon form. Glass, laminate, veneer and solid surfacing complete the offset collection of materials.*



**reception stations**



contemporary reception



**welcome**

*Of course, it's always important to look deeper when you first make contact. One distinguishing attribute is Inwood's attention to detail and use of quality materials. Welcome demonstrates how simple, elegant lines and handsome material selections allow specifiers understated elegance and character within any budget.*

**reception stations**





traditional reception



traditional/transitional reception



**welcome**

*Experience a flexibility that transcends single definition space planning. Welcome fits into any environment - contemporary, transitional or traditional. Form and function defines the specifications but finish selection defines the style. Welcome can move fluidly within any work environment.*

reception stations



contemporary reception

welcome series components

Building a welcome station is easy. Choose from curved or square center sections, corners and towers. Add run-offs and privacy panels to complete the base unit. Specify from our extensive selection of wood veneers and laminate finishes.

welcome series stand-offs

Enhance your reception area with the addition of optional approach and top stand-offs. Available in our extensive finishes selection, stand-offs may also be specified in glass, metallic laminate veneers and Avonite™ for a truly unique look. Custom etching for glass stand-offs is available.

welcome



how to specify welcome

Start with center section ① and configure with additional components ② and add run-offs, ③ & ④; options include molding, ADA accessibility and privacy panels.

Enhance base unit ①, ②, ③ & ④ with approach stand-off ⑤ and top stand-off ⑥ options: laminate, veneer, metal laminate, glass and Avonite.



edges



A tapered cove with inlay



B beveled with inlay



C tapered cove



D radius



E beveled



F reverse taper



G self edge



H double flute



I triple flute



J radius double inlay



K cove



L reverse radius

optional **edge** detailing is available on the approach side only for curved and square tops.

veneer



2ML natural maple



3ML light maple



4ML medium maple



5ML cherry on maple



1NC natural cherry




2HC honey cherry




6LC light cherry on cherry



7MC medium cherry on cherry



8DC dark cherry on cherry




9BC burgundy cherry on cherry



88M mahogany on cherry



2KL sepia



3L saddle



25C cherry on walnut




25B ebony on walnut



25M mahogany on walnut



4L dark mahogany on walnut



EW eggshell white

laminate



2ML natural maple



3ML light maple



4ML medium maple




5ML cherry on maple



6LC light cherry on cherry



7MC medium cherry on cherry



8DC dark cherry on cherry



3L walnut



25B ebony on walnut



25M mahogany



4L dark mahogany



MB mocha



BA black ashwood



BB bethany beige




CF copper fusion



CL chili



CM cardamom fiber




CN cinnamon




CO coriander fiber



CU curacao fiber



EW eggshell



GS graphite spectrum



NV negotiating in geneva




NV-G negotiating in geneva gloss



OS olive serenity



RA rock of ages



SU sugar fiber



TY thyme fiber



WH wheat fiber




CE celery fiber



BG blackstar granite




BR butterum granite



AS alumasteel



QS quilted stainless



GT graphite twirl



SB satin brush medium bronze



LH light hammer copper



CP copper maple leaves



BF black faux marble

spl  
designer palette



MR mercury stria



BS bronze stria



IO iridescent oxide slate

spl - designer palette  
special laminate may be ordered at an upcharge.

Welcome is produced in walnut, maple or cherry. Choose finish based upon your desired veneer. Contact your Inwood Office Invironments representative for specific availability of optional finishes and lead times.

Stand-off standard hardware color is silver. Stand-off panels are available in wood, laminate or metal laminate.

Avonite is available as a stand-off material. Avonite materials are available for review at [www.avonitesurfaces.com](http://www.avonitesurfaces.com)





welcome

# inwood

OFFICE  
I N V I R O N M E N T S

800 786 6121  
812 482 6121 (voice)  
812 482 9732 (facsimile)

1108 east fifteenth street  
post office box 646  
jasper indiana 47547-0646

[www.inwood.net](http://www.inwood.net)



**Mixed Sources**  
Product group from well-managed  
forests, controlled sources and  
recycled wood or fiber  
[www.fsc.org](http://www.fsc.org) Cert no. SW-COC-003425  
© 1996 Forest Stewardship Council



Printed on FSC certified paper.

*Since 1948, Inwood has been a leading resource for the contract specifier. We are preserving the legacy of handcrafted quality, continual customer service and lasting value. Bringing smart engineering and real world design solutions to the workplace.*