





Shown left to right: **GC3741** Lounge chair, **GC3760-LT** Rectangular end table with tapered leg, **GC3742** Two seat sofa, **GC3763-LC** Rectangular coffee table with tapered leg.



Wood armcaps.






Removable seat cushions.





Raised front panel.

Chapter Healthcare lounge seating series presents a rich-tailored and contemporary design, incorporating a generous arm profile with optional wood armcaps. The clean fresh look is well-suited to today's ever changing spaces, while the ample cushioning engulfs you in complete comfort. Maintaining hygienic medical office furniture is made possible with a removable seat cushion that is fully encased with a zippered upholstery cover. Chapter's styling brings warmth and appeal to any healthcare seating environment; lounge, lobby or public seating area.

Shown in Bravo, BR16 Khaki with SKM Shaker Cherry finish. Cover shown in Boulevard, 61525 Direct Route with SKM Shaker Cherry finish

DESCRIPTION		DIMENSIONS			SEAT HEIGHT
		W	D	H	
		IN	IN	IN	IN
		mm	mm	mm	mm
	<b>GC3741</b> Lounge chair.	33	32.5	35.5	16.5
		838	826	902	419
	<b>GC3742</b> Two seat sofa.	59.5	32.5	35.5	16.5
		1511	826	902	419
	<b>GC3743</b> Three seat sofa.	83.5	32.5	35.5	16.5
		2121	826	902	419

DESCRIPTION		DIMENSIONS			SEAT HEIGHT
		W	D	H	
		IN	IN	IN	IN
		mm	mm	mm	mm
	<b>GC3760-LT</b> Rectangular end table. Tapered legs.	18	24	21	N/A
		457	610	533	N/A
	<b>GC3763-LC</b> Rectangular coffee table. Tapered legs.	22	48	19	N/A
		559	1219	483	N/A

*Your Healthcare Facility Will Never Be The Same!*