

INTIMA MODULAR reception seating



Your Office Will Never Be The Same!

888.442.8242

Serving the Nation: NY | Boston | Atlanta | Miami | Tampa | Washington DC | Virginia | Philadelphia | Denver | San Diego | Dallas | Houston | Los Angeles | Chicago

INTIMA MODULAR | CORPORATE LOBBY



Thoughtfully designed for the modern collaborative gathering, private conversation, or the simple need for solitude to meet a deadline, Intima Modular sets the tone for professional and personal productivity. In defining these public-seating areas within corporate offices, higher education facilities, hospitality destinations and more, the collection delivers innovation, intimacy and sophistication in this dynamic era of open space engagement.



- > SINGLE SEAT UNIT #4231
- > METALLIC SILVER LEGS

INTIMA MODULAR AND ROADSTER | COLLABORATIVE SPACES



- > QUARTER-ROUND #4240
- > HEADREST
- > METALLIC SILVER LEGS



- > ROADSTER #4295
- > ARMS
- > METALLIC SILVER LEGS
- > CASTERS

INTIMA MODULAR | MULTI-FUNCTIONAL ENVIRONMENT



For the popular, here-to-stay touchdown space, Intima Modular delivers with smarts and style. As individual pieces or configured together in arrangements large and small, the collection's seating scenarios impress with an optional headrest, standing height shelf, stools and pull-up tables, each specially designed to foster meetings, inspire brainstorming and boost group or individual output. Together with coordinating multi-functional mobile chairs—aptly named Roadster—and accompanying lounge models and tables, Intima provides practical, yet exceedingly stylish, solutions for today's collective approach.



- > QUARTER-ROUND #4250
- > HEADREST
- > SHELF
- > GRAPHITE LEGS



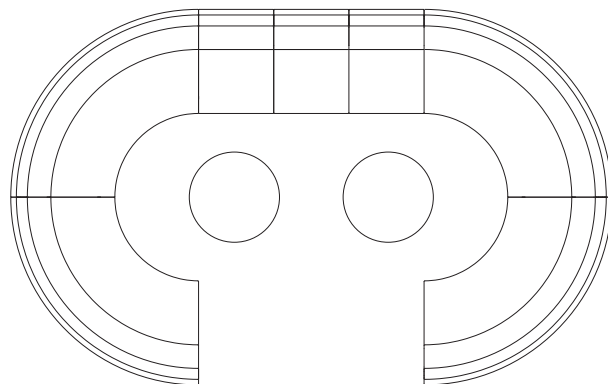
- > STOOL #4275
- > UPHOLSTERED SEAT



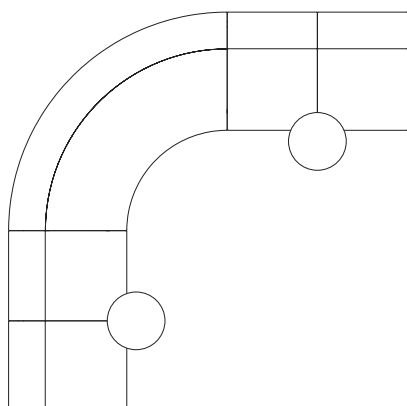
- > THREE-SEAT UNIT #4243
- > HEADREST
- > METALLIC SILVER LEGS
- > ONE UNIT

- > QUARTER-ROUND #4240
- > HEADREST
- > METALLIC SILVER LEGS
- > FOUR UNITS

- > HUSH TABLE #HT-3027
- > 30" DIAMETER
- > CHROME BASE
- > TWO UNITS



INTIMA MODULAR | HIGHER EDUCATION & HOSPITALITY



- > TWO-SEAT UNIT #4232
- > GRAPHITE LEGS
- > TWO UNITS

- > QUARTER ROUND #4230
- > GRAPHITE LEGS
- > ONE UNIT

- > PULL-UP TABLE #420-1627
- > GRAPHITE BASE
- > TWO UNITS

INTIMA LOUNGE | WAITING AREAS



- > LOVE SEAT #4212
- > ARMS
- > METALLIC SILVER LEGS



- > LOUNGE #4211
- > 25" INSIDE SEAT WIDTH
- > ARMS
- > METALLIC SILVER LEGS

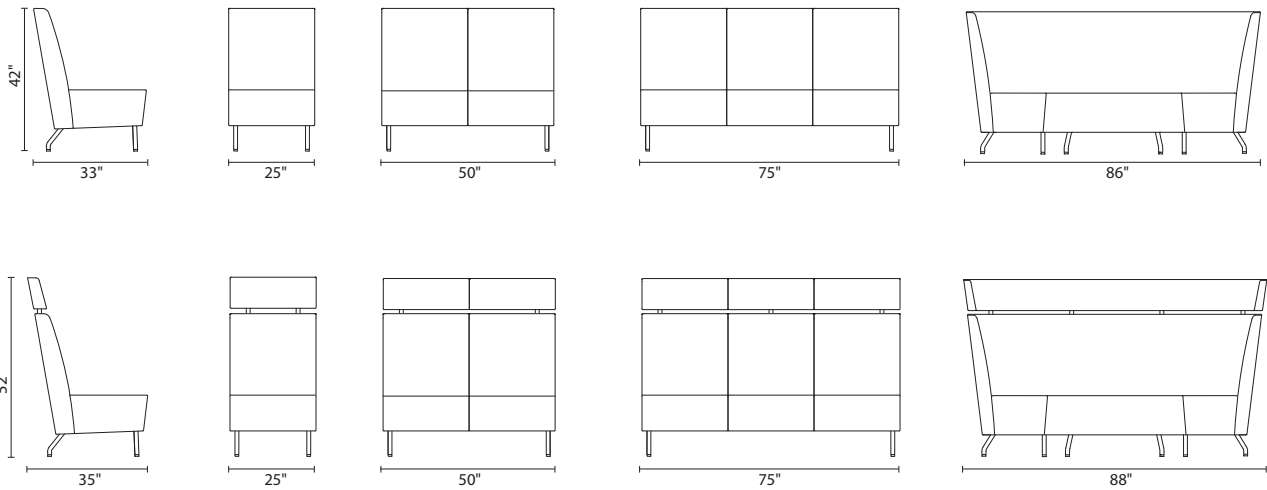


PRODUCT SPECIFICATIONS

Lounge chairs offered in quarter-round as well as single, two-seat and three-seat straight units. Available individually or in modular combinations. Signature metal legs measure 7 1/4" in front, 6 1/4" in back and are presented in Metallic Champagne, Graphite and Metallic Silver finishes.

Standing height shelf, free-standing pull-up table and rotating tablet available in Maple, rift-cut White Oak and Walnut. Shelf stands 39 1/2" from the floor with 8" depth and fifty-pound weight allowance. Laminate and Corian® finishes also offered on select accessories.

Side-mount power tray available on individual lounge chairs and modular end units. 29" height stool manufactured in Beech with wood or upholstered seat option. Accompanying lounge seating and occasional tables available.



designed by pld design group

Your Office Will Never Be The Same!

888.442.8242

Serving the Nation: NY | Boston | Atlanta | Miami | Tampa | Washington DC | Virginia | Philadelphia | Denver | San Diego | Dallas | Houston | Los Angeles | Chicago