



PREOWNED HM CANVAS  
IMAGE MIGHT NOT MATCH EXACT SPECIFICATIONS

## 3D OVERALL

80"H FABRIC  
PANELS

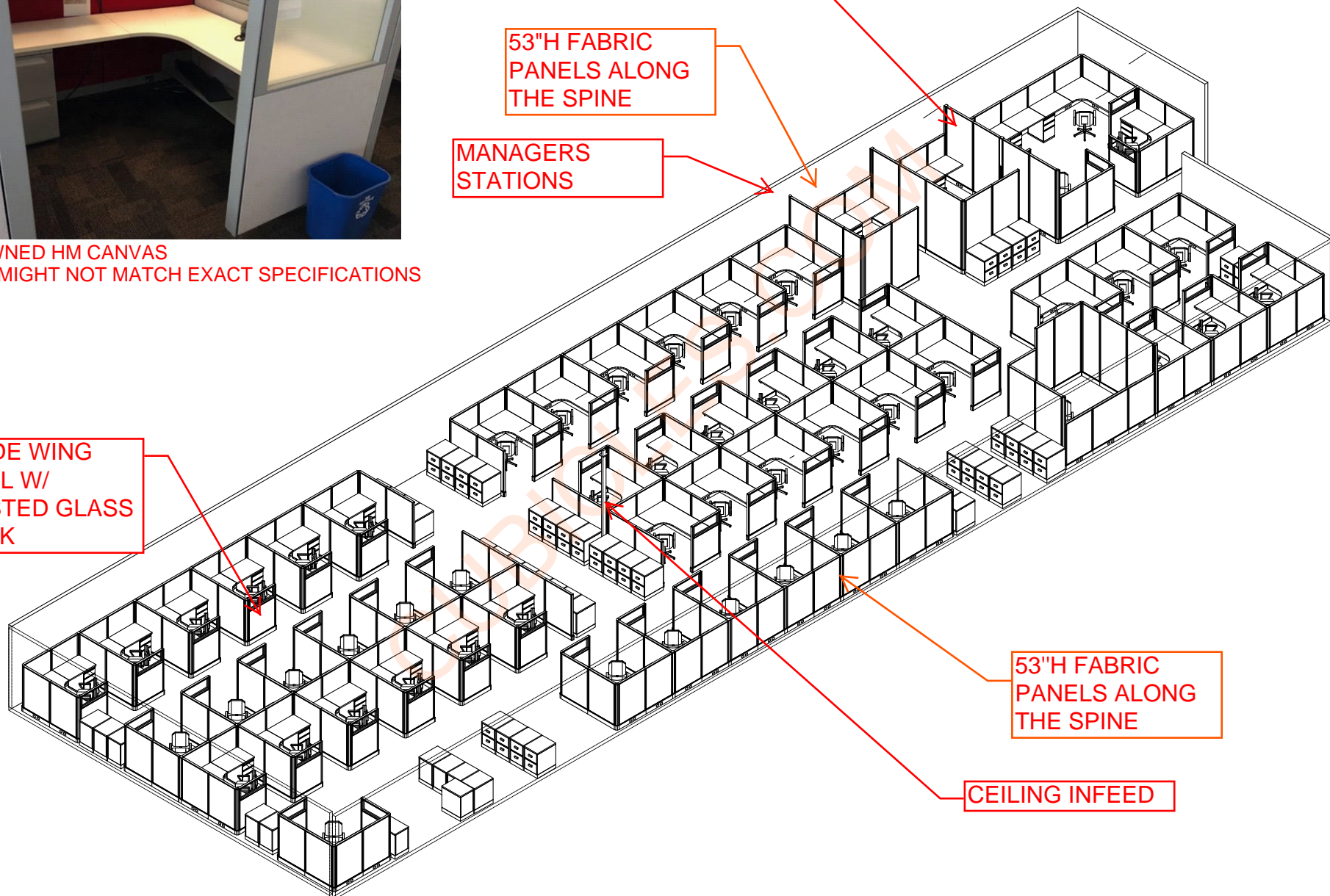
53"H FABRIC  
PANELS ALONG  
THE SPINE

MANAGERS  
STATIONS

3' WIDE WING  
PANEL W/  
FROSTED GLASS  
STACK

53"H FABRIC  
PANELS ALONG  
THE SPINE

CEILING INFEED





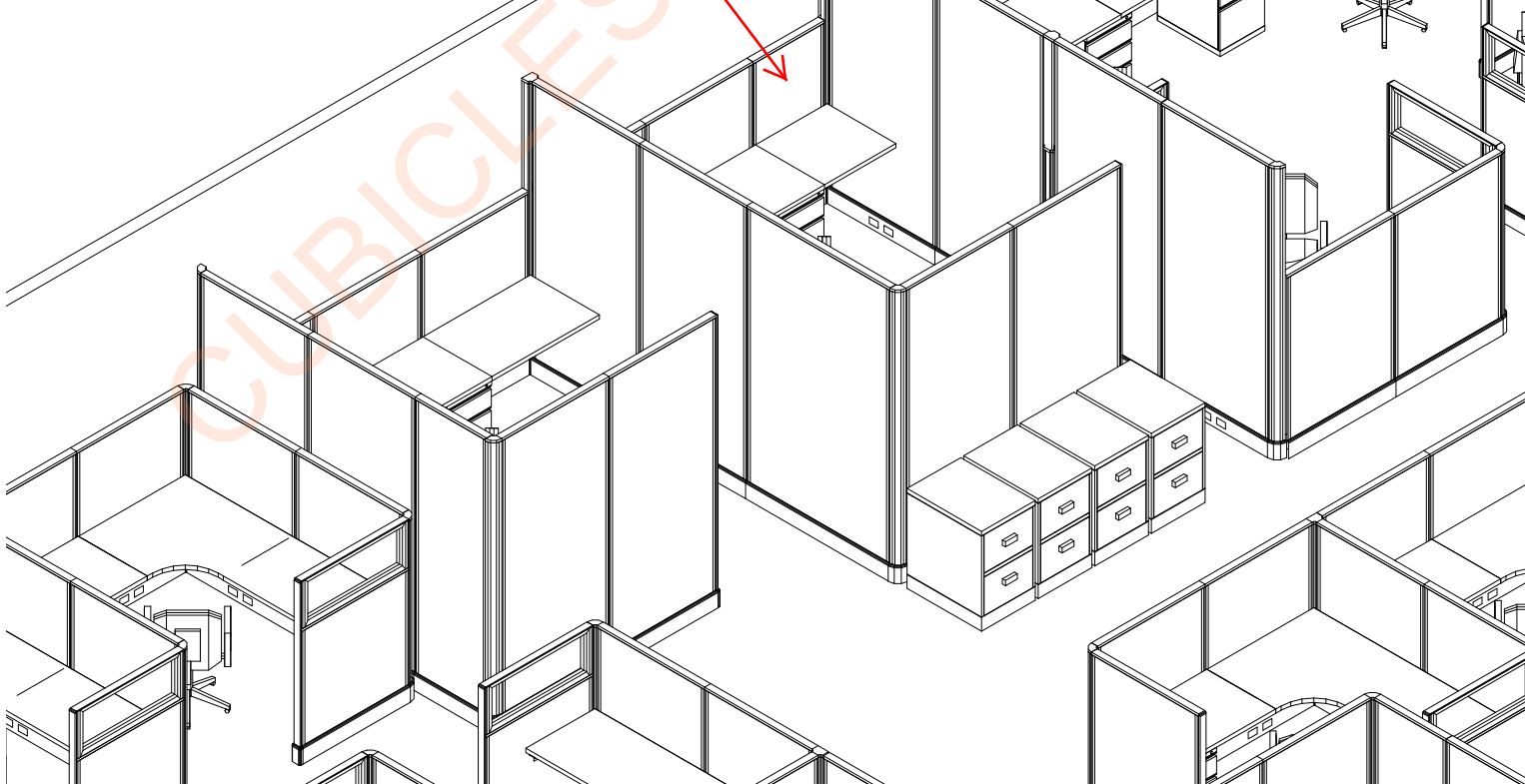


LEGEND

- POWERED PANELS
- 80"H PANELS

This isometric line drawing illustrates a cubicle farm layout. The layout includes several cubicles of varying sizes, some with integrated desk surfaces. Key features include: a row of cubicles with a central aisle; a larger cubicle with a built-in desk and a set of four drawers; and another cubicle with a desk and a set of four drawers. The drawing uses a color-coded system: blue squares represent 'POWERED PANELS' and purple squares represent '80"H PANELS'. Red arrows point to specific panels in the layout. A large, semi-transparent 'CUBICLES' watermark is visible across the center of the image.

 POWERED PANELS  
 80"H PANELS



80"H PANELS

80"H FABRIC PANELS

53"H FABRIC PANELS ALONG THE SPINE

LEGEND

- POWERED PANELS
- 80"H PANELS

LEGEND

- POWERED PANELS
- 80"H PANELS

53"H FABRIC PANELS ALONG THE SPINE

This isometric line drawing illustrates a cubicle farm layout. The layout features several cubicles of varying sizes, each enclosed by fabric panels. A central 'spine' area is highlighted with a red box and arrows, indicating the placement of 53-inch high fabric panels. The legend identifies two types of panels: 'POWERED PANELS' (represented by a blue square) and '80-inch high panels' (represented by a purple square). The drawing also shows desk surfaces, storage units with drawers, and office chairs. A large, faint watermark 'CUBICLES.COM' is visible across the center of the image.



Floor plan of the 1st floor of the Mike M3 building. The plan shows a rectangular layout with a central area labeled "MIKE" in red. There are two circular areas labeled "M3" and "47". The walls are labeled with dimensions and materials, such as "85/36FB" and "53/36PB". The floor is labeled "53/48FP". The plan includes various dimensions, such as "10' 5\"", "4' 5\"", "2' 10\"", "4' 3\"", "2' 7\"", "10' 1\"", "3' 2'", "2' 10\"", "4' 5\"", "2' 7\"", "10' 1\"", "3' 2'", "2' 10\"", "4' 5\"", "2' 7\"", "10' 1\"", "3' 2'".

POWERED PANELS

80"H PANELS

