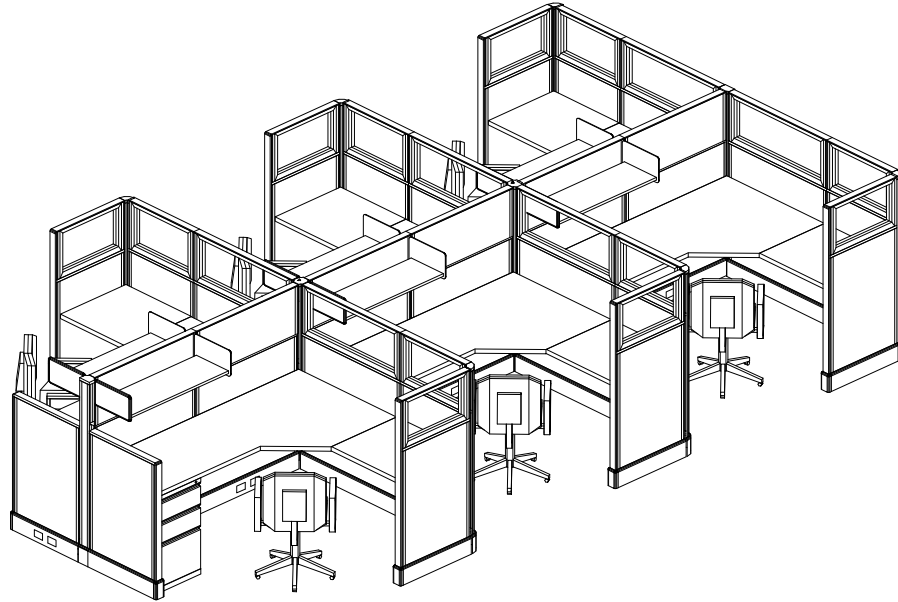


TYPICAL CLUSTER OF [6] POWERED STATIONS

*O2 CORPORATE OFFICE CUBICLES

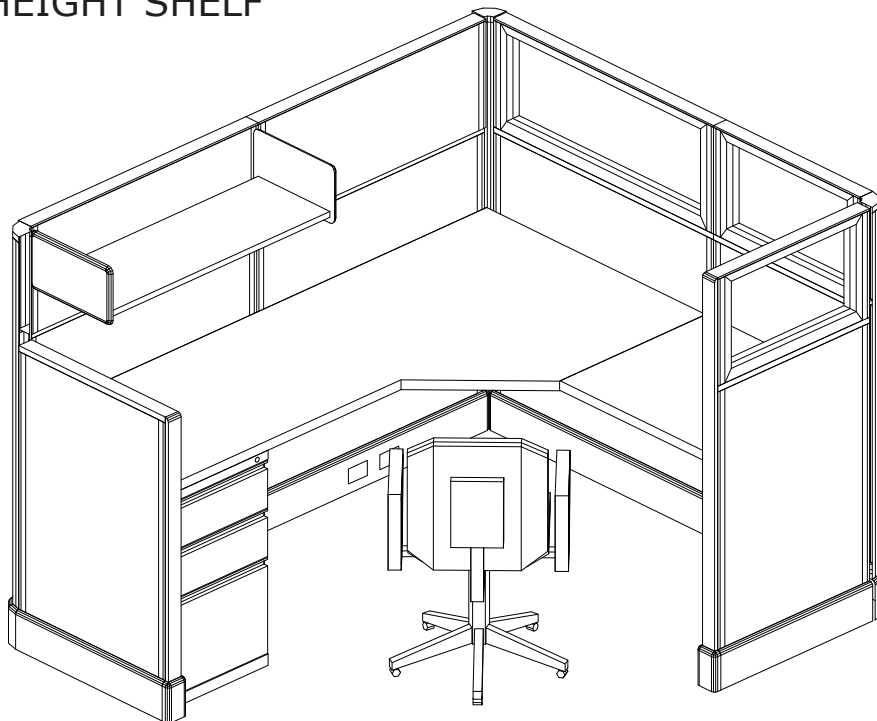
5'X6'X39/53"H POWERED STATIONS



TYPICAL 5X6X39/53"H STATION

HALF-HEIGHT SHELF

53"H PANEL
FABRIC ONLY
*SEGMENTED



53"H PANEL
*WITH 14" GLASS
STACKER

BOX/BOX/FILE PEDESTAL

39"H PANEL

CUBICLES STATIONS - REFERENCE IMAGES




*IMAGES FOR REFERENCE ONLY. NOT SPECIFIC TO THE PROJECT

[6] PRIVATE OFFICES

*MAYLINE 'NAPOLI' WOOD VENEER

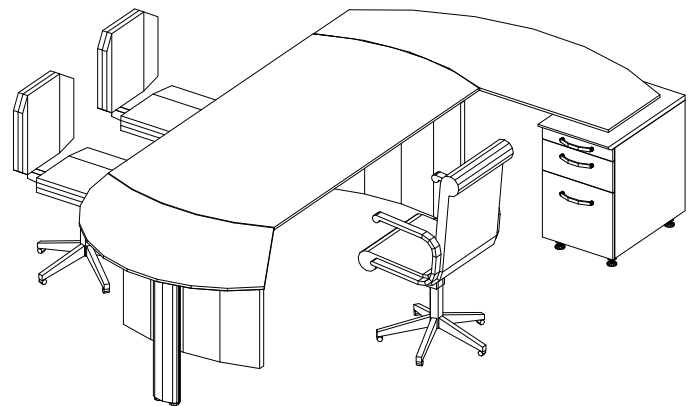
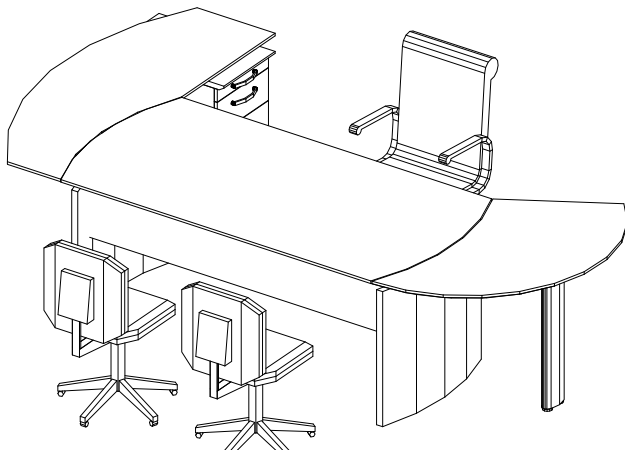
WOOD VENEER FINISH

SIERRA CHERRY



5.5'X9' L-SHAPE DESKS WITH:
[1] PEDESTAL

Sierra Cherry on Cherry Veneer



MAYLINE 'NAPOLI'
*WOOD VENEER



[2] CONFERENCE ROOMS

*GLOBAL 'ZIRA' RACETRACK TOP LAMINATE TABLES

LAMINATE
[TOP & BASE]

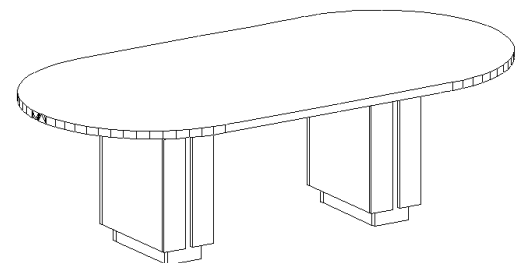
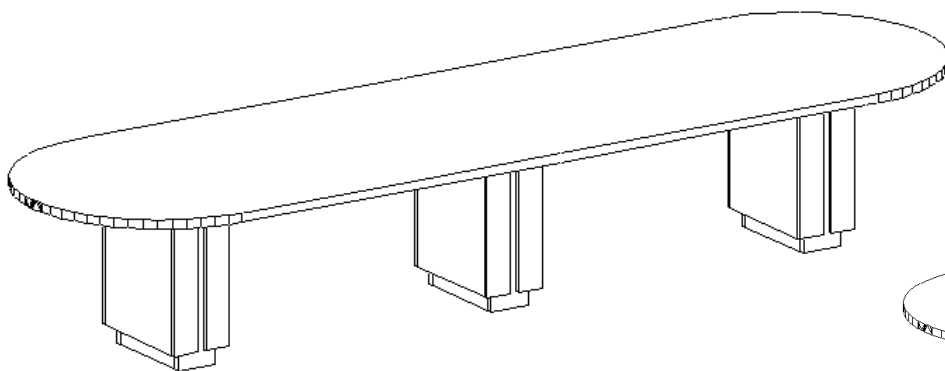
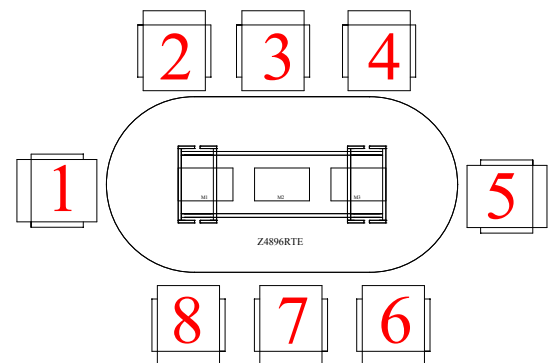
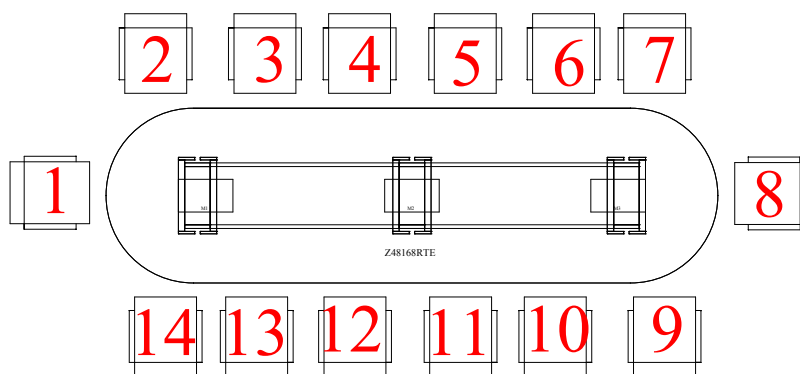
[1] 4'X14' POWERED TABLE
2 POWER BOXES
BASE ACCESS DOOR FOR POWER
*FITS 14 PEOPLE

[1] 4'X8' NON-POWERED TABLE
*FITS 8 PEOPLE

[22] CONFERENCE CHAIRS



AVANT CHERRY [AWC]



GLOBAL 'ZIRA' CONFERENCE TABLE

*LAMINATE

OPTION #1

4'X14' POWERED TABLE - RACETRACK



*IMAGES FOR REFERENCE ONLY. NOT SPECIFIC TO THE PROJECT

GLOBAL 'ZIRA' CONFERENCE TABLE

*LAMINATE



*IMAGES FOR REFERENCE ONLY. NOT SPECIFIC TO THE PROJECT

GLOBAL 'ZIRA' CONFERENCE TABLE

*BASE LOCATION - 14' TABLE

